

Onda

design by Studio V

Ergonomic task chairs & stools,
sit-to-stand, conference, management



Features

- Chair, Tall or Extra-Tall Stool & True sit-to-stand chair with telescoping gas lift with a mesh or upholstered seat & mesh back
- Control Mechanisms: quick adjust advanced synchro with optional forward tilt + seat depth adjustment or body balance
- Via Seating's comfort foam: a proprietary blend of high-density, injection-molded, closed-cell, cold-cured comfort foam
- Design for the Environment (DfE): Screened to the ANSI/BIFMA e3-2019 Annex B- List of Chemicals of Concern & CA Prop 65 List
- Sustainability: BIFMA LEVEL 2 certified & CLEAN AIR GOLD certified/certified low emitting
- Specify On: Spec It, CET, GSA (contract #GS-28F-005CA), Project Matrix, 2020 ("CAP/GIZA") & KITS Collaborator

Statement of Line



Mid mesh back
with mesh seat
#201



High mesh back
with mesh seat
#203



Mid mesh back
with upholstered
seat #205




High mesh back
with upholstered
seat #207



Task stools
#11DR & #11XDR



Task sit-to-stand
stools #11TDR



Onda

Mesh & upholstered back chairs #201, #203, #205 & #207
#GSA SIN# 33721






1. Starting Model

Part #	Price	Description
201	+\$1154	Mid mesh back, mesh seat
203	+\$1120	High mesh back, mesh seat
205	+\$1120	Mid mesh back, upholstered back
207	+\$1184	High mesh back, upholstered back




2. Frame Color

Part #	Price	Description
OB	+\$0	Standard black
OG	+\$102	Light grey

3. Control Mechanism

Part #	Price	Description	
74C	+0	Auto-adjust body balance	
67C-SS	+\$130	Quick adjust advanced synchro & seat depth	
67C-SS-FT	+\$186	Quick adjust advanced synchro, seat depth & forward tilt	

4. Optional Arm

Part #	Price	Description	
0A	+\$0	Standard armless	
ONA1	+\$75	6D black height adjustable arms with pivoting armrests ¹	
ONA2	+\$75	6D grey height adjustable arms with pivoting armrests ²	






Note 1: #ONA1 is only available on frame #OB.
Note 2: #ONA2 is only available on frame #OG.

5. Base

Part #	Price	Description	
18BB	+\$0	Standard black nylon low-profile 5-star swivel base	
27BB	+\$69	Black dipped nylon high-profile 5-star swivel base ³	
27GB	+\$69	Grey dipped nylon high-profile 5-star swivel base ⁴	
18PB	+\$156	Polished aluminum low-profile 5-star swivel base	

Note 3: #27BB is only available on frame #OB.
Note 4: #27GB is only available on frame #OG.

5a. Casters or Glides

Part #	Price	Description	
16HP	+\$0	Standard black carpet casters for low-profile bases ⁵	
16SCG	+\$39	Grey-black all floor casters for low-profile bases ⁵	
16GL	+\$39	Black all floor glides for low-profile bases ⁵	
16OB	+\$0	Standard black open-design, reverse-locking, weight-activated safety all floor casters for high-profile bases ⁶	
16OG	+\$0	Standard grey open-design, reverse-locking, weight-activated safety all floor casters for high-profile bases ⁷	

Note 5: #16HP, #16SCG & #16GL are available on bases #18BB & #18PB.
Note 6: #16OB are available on base #27BB.
Note 7: #16OG are available on base #27GB.

Onda

Mesh & upholstered back chairs #201, #203, #205 & #207
#GSA SIN# 33721



5b. Optional Safety Brake

Part #	Price	Description
SL1	+\$39	Reverse-locking, weight-activated, safety brake feature ⁸

Note 8: #SL1 is available on casters #16HP & #16SCG.

6. Optional Adjustable Lumbar

Part #	Price	Description
NOLUM	+\$0	No lumbar 
OLUM1	+\$0	Black adjustable lumbar support ⁹ 
OLUM2	+\$0	Light grey adjustable lumbar support ¹⁰ 

Note 9: #OLUM1 is optional with all controls & frame #OB only.
Note 10: #OLUM2 is optional with all controls & frame #OG only.

7. Mesh

Part #	Price	Description
01O	+\$0	Standard black
02O	+\$0	Nickel
03O	+\$0	Silver
04O	+\$0	Blue-grey
05O	+\$0	Red-grey
13O	+\$187	Black copper
11O	+\$187	Natural striped copper

8. Packaging

Part #	Price	Description
9FA	+\$0	Ships 95% assembled
FA	+\$98	Ships fully assembled in the box
BW	CALL US	Ships blanket wrapped w/ minimum order quantity 150 - Call 1-800-433-6614 for pricing

9. Model #205 & #207: Textile

Part #	Price	Description
GR A	+\$0	Grade A fabric, vinyl or leather
GR B	+\$18	Grade B fabric, vinyl or leather
GR 1	+\$55	Grade 1 fabric, vinyl or leather
COM	+\$55	Customer's Own Fabric or Vinyl
GR 2	+\$79	Grade 2 fabric, vinyl or leather
GR 3	+\$119	Grade 3 fabric, vinyl or leather
COL	+\$119	Customer's Own Leather
GR 4	+\$158	Grade 4 fabric, vinyl or leather
GR 5	+\$205	Grade 5 fabric, vinyl or leather
GR 6	+\$257	Grade 6 fabric, vinyl or leather
GR 7	+\$314	Grade 7 fabric, vinyl or leather
GR 8	+\$373	Grade 8 fabric, vinyl or leather

Build Model String

1 2 3 4 5 5A 5B 6 7 8 9

Example:

201-OB-67C-SS-0A-18BB-16HP-SL1-OLUM1-01O-9FA



Quoting is easiest with Via's online quote software that renders & prices your model in real time. Scan the QR code or visit <https://viaseating.com/spec-it/#/onda>

Onda

Mesh & upholstered back stools & sit-to-stand #201 & #205
#GSA SIN# 33721






1. Starting Model

Part #	Price	Description
201	+\$1154	Mid mesh back, mesh seat
205	+\$1120	Mid mesh back, upholstered back




2. Frame Color

Part #	Price	Description
OB	+\$0	Standard black
OG	+\$102	Light grey

3. Control Mechanism



Part #	Price	Description	
35C-11DR	+\$299	Auto-adjust body balance for tall stools (7.5" travel)	
35C-11XDR	+\$299	Extra-tall stool (10.25" travel)	
67C-LS-FT-11TDR	+\$516	Quick adjust advanced synchro with limited seat depth & forward tilt for stools (7.25" travel)	

4. Optional Arm



Part #	Price	Description	
0A	+\$0	Standard armless	
ONA1	+\$75	6D black height adjustable arms with pivoting armrests ¹	
ONA2	+\$75	6D grey height adjustable arms with pivoting armrests ²	

Note 1: #ONA1 is only available on frame #OB.
Note 2: #ONA2 is only available on frame #OG.

5. Base

Part #	Price	Description	
18BB	+\$0	Standard black nylon low-profile 5-star swivel base	
18PB	+\$156	Polished aluminum low-profile 5-star swivel base	

5a. Casters or Glides

Part #	Price	Description	
16HP	+\$0	Standard black carpet casters for low-profile bases	
16SCG	+\$39	Grey-black all floor casters for low-profile bases	
16GL	+\$39	Black all floor glides for low-profile bases	

5b. Optional Safety Brake

Part #	Price	Description
SL1	+\$39	Reverse-locking, weight-activated, safety brake feature ³

Note 3: #SL1 is available on casters #16HP & #16SCG.

Onda

Mesh & upholstered back stools & sit-to-stand #201 & #205
#GSA SIN# 33721



6. Optional Adjustable Lumbar

Part #	Price	Description	
NOLUM	+\$0	No lumbar	
OLUM1	+\$0	Black adjustable lumbar support ⁴	
OLUM2	+\$0	Light grey adjustable lumbar support ⁵	

Note 4: #OLUM1 is optional with all controls & frame #OB only.
Note 5: #OLUM2 is optional with all controls & frame #OG only.

7. Mesh

Part #	Price	Description
01O	+\$0	Standard black
02O	+\$0	Nickel
03O	+\$0	Silver
04O	+\$0	Blue-grey
05O	+\$0	Red-grey
13O	+\$187	Black copper
11O	+\$187	Natural striped copper

8. Packaging

Part #	Price	Description
9FA	+\$0	Ships 95% assembled
FA	+\$98	Ships fully assembled in the box
BW	CALL US	Ships blanket wrapped w/ minimum order quantity 150 - Call 1-800-433-6614 for pricing

9. Model #205: Textile

Part #	Price	Description
GR A	+\$0	Grade A fabric, vinyl or leather
GR B	+\$18	Grade B fabric, vinyl or leather
GR 1	+\$55	Grade 1 fabric, vinyl or leather
COM	+\$55	Customer's Own Fabric or Vinyl
GR 2	+\$79	Grade 2 fabric, vinyl or leather
GR 3	+\$119	Grade 3 fabric, vinyl or leather
COL	+\$119	Customer's Own Leather
GR 4	+\$158	Grade 4 fabric, vinyl or leather
GR 5	+\$205	Grade 5 fabric, vinyl or leather
GR 6	+\$257	Grade 6 fabric, vinyl or leather
GR 7	+\$314	Grade 7 fabric, vinyl or leather
GR 8	+\$373	Grade 8 fabric, vinyl or leather

Build Model String

_ _ _ _ _ _ _ _ _ _
 1 2 3 4 5 5A 5B 6 7 8 9

Example:

201-OB-35C-11DR-0A-18BB-16HP-SL1-OLUM1-01O-9FA



Quoting is easiest with Via's online quote software that renders & prices your model in real time. Scan the QR code or visit <https://viaseating.com/spec-it/#/onda>

Onda

All key chair specification details
#201, #203, #205 & #207



Key Details



Quick Ship / 48-Hour Manufacturing

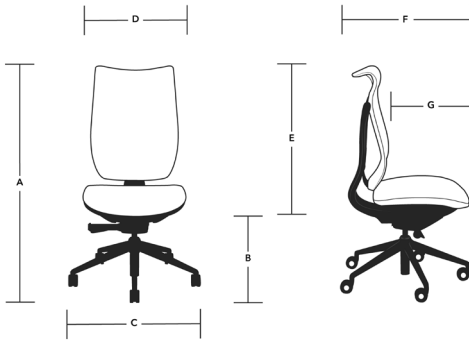
20 chairs made in 48 hours with stocked textiles. See viaseating.com/quick-ship/



Warranty

12 year warranty, 5 for mesh. See viaseating.com/warranty/

Specifications: Chairs



BACK SIZE & MODEL:	MID BACK MESH SEAT #201		MID BACK UPH SEAT #205		HIGH BACK MESH SEAT #203		HIGH BACK UPH SEAT #207		
	CONTROL:	74C	67C-SS	74C	67C-SS	74C	67C-SS	74C	67C-SS
Dimensions									
A(-) - Min Height	43.0"	43.5"	46.5"	47.0"	46.5"	47.0"	46.5"	47.0"	
A(+) - Max Height	47.5"	48.0"	51.0"	51.5"	51.0"	51.5"	51.0"	51.5"	
B(-) - Min Seat to Floor	17.0"	17.5"	17.0"	17.5"	17.0"	17.5"	19.0"	19.5"	
B(+) - Max Seat to Floor	21.5"	22.0"	21.5"	22.0"	21.5"	22.0"	23.5"	24.0"	
C - Max Width	26.5"	26.5"	26.5"	26.5"	26.5"	26.5"	26.5"	26.5"	
D - Seat Width	20.0"	20.0"	20.5"	20.5"	20.0"	20.0"	20.5"	20.5"	
E - Backrest Height	26.0"	26.0"	26.0"	26.0"	26.0"	26.0"	26.0"	26.0"	
F - Max Depth	26.5"	26.5"	26.5"	26.5"	26.5"	26.5"	26.5"	26.5"	
G(-) - Min Seat Depth	/	17.5"	/	17.5"	/	17.5"	/	17.5"	
G(+) - Max Seat Depth	18.0"	20.0"	18.0"	20.0"	18.0"	20.0"	18.0"	20.0"	
Weights									
Weight Capacity	300 lb	300 lb	300 lb	300 lb	300 lb	300 lb	300 lb	300 lb	
Product Weight	38.5 lb	40.0 lb	39.5 lb	41.0 lb	37.0 lb	38.5 lb	38.0 lb	39.5 lb	

Onda

All key stool, COM/COL & arm specification details
#201, #203, #205 & #207



Specifications



MODEL:	MID BACK MESH SEAT			MID BACK UPH SEAT ¹		
CONTROL:	35C		67C-LS-FT	35C		67C-LS-FT
STOOL HEIGHTS:	11DR	11XDR	/	11DR	11XDR	/
Dimensions						
A(-) - Min Height	55.5"	57.0"	51.0"	55.5"	57.0"	51.0"
A(+) - Max Height	63.0"	66.5"	58.0"	63.0"	66.5"	58.0"
B(-) - Min Seat to Floor	23.0"	25.0"	18.5"	25.0"	27.0"	20.5"
B(+) - Max Seat to Floor	30.5"	34.5"	26.0"	32.5"	36.5"	28.0"
C - Max Width	26.5"	26.5"	26.5"	26.5"	26.5"	26.5"
D - Seat Width	20.0"	20.0"	20.0"	20.5"	20.5"	20.5"
E - Backrest Height	26.0"	26.0"	26.0"	26.0"	26.0"	26.0"
F - Max Depth	26.5"	26.5"	26.5"	26.5"	26.5"	26.5"
G(-) - Min Seat Depth	/	/	17.5"	/	/	17.5"
G(+) - Max Seat Depth	18.0"	18.0"	19.5"	18.0"	18.0"	19.5"
Weights						
Weight Capacity	300 lb		300 lb	300 lb		300 lb
Product Weight	45.5 lb	46.5 lb	45.5 lb	44.0 lb	45.0 lb	44.0 lb

Note 1: Running through final testing.

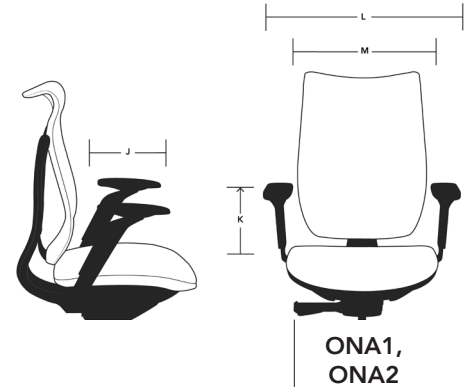
COM/COL

MODEL:	UPHOLSTERED SEAT #205 & #207
Textiles¹	
Seat COM (fabric/vinyl)	0.74 yd / 0.71 yd
Seat COL	8.6 sq ft



Need Support? COM/COL amounts are listed for a single product. We are happy to supply yardage requirement quotes for multiple (any more than 1) chair orders, as material cost savings may be realized. Please call 1-800-433-6614 or contact your CAS support at West (CSWest@viaseating.com), South (CSSouth@viaseating.com), North (CSNorth@viaseating.com) or Canada (cscanada@viaseating.com).

Specifications: Arms



Dimensions	
J - Armrest Length	9.5"
K(-) - Min Armrest Height	9.0"
K(+) - Max Armrest Height	12.0"
L - Armrest Width	26.5"
M - Width Between Armrests	18.5"
Weights	
Product Weight	+6.0 lb

