

4u

design by S.I. Design

Ergonomic task chairs & stools,
conference, management



4-UP

Features

- Chair, Tall Stool & Extra-Tall Stool
- Control Mechanisms: quick adjust advanced synchro with optional forward tilt + seat depth adjustment or body balance
- Via Seating’s comfort foam: a proprietary blend of high-density, injection-molded, closed-cell, cold-cured comfort foam
- Design for the Environment (DfE): Screened to the ANSI/BIFMA e3-2019 Annex B- List of Chemicals of Concern & CA Prop 65 List
- Sustainability: BIFMA LEVEL 2 certified & CLEAN AIR GOLD certified/certified low emitting
- Specify On: Spec It, CET, GSA (contract #GS-28F-005CA), Project Matrix, 2020 (“CAP/GIZA”) & KITS Collaborator

Statement of Line



Mesh mid back chair or stool with medium seat #782/#780



Groove mid back chair or stool with medium seat #787/#785



Upholstered mid back chair or stool with medium seat #772/#770




Mesh mid back chair with large seat #783



Groove mid back chair with large seat #788



Upholstered mid back chair with large seat #773



4u

Mid backs with enhanced comfort (EC) seats #782, #787, #772, #783, #788 & #773 . GSA SIN# 33721








1. Starting Model

Part #	Price	Description
782	+\$894	Mesh back, medium EC seat
787	+\$950	Groove back, medium EC seat
772	+\$1015	Upholstered back, medium EC seat
783	+\$1076	Mesh back, large EC seat
788	+\$1132	Groove back, large EC seat
773	+\$1241	Upholstered back, large EC seat

2. Frame Color

Part #	Price	Description
B	+\$0	Standard black
W	+\$75	White

3. Control Mechanism

Part #	Price	Description	
74C	+\$0	Standard auto adjust body balance	
74C-12SS	+\$126	Standard auto adjust body balance & seat depth	
67C	+\$4	Quick adjust advanced synchro	
67C-SS	+\$130	Quick adjust advanced synchro & seat depth	
67C-SS-FT	+\$186	Quick adjust advanced synchro, seat depth & forward tilt	

Control Mechanisms Continued

Part #	Price	Description	
35C-11DR	+\$299	Tall stool with a height adjustable foot ring (7.5" travel) ¹	
35C-11XDR	+\$299	Extra-tall stool with a height adjustable foot ring (10.25" travel) ¹	

Note 1: #11DR & #11XDR not available on #783, #788 or #773.

4. Optional Arm

Part #	Price	Description	
0A	+\$0	Standard armless	
39A	+\$150	Black rollback arm	
33A	+\$172	Black 6-way adjustable arms	
35A	+\$241	White 6-way adjustable arms ²	
46A	+\$113	Black upright fixed arms	
51A	+\$121	Black 2-way up to 8-way adjustable arms	
52A	+\$158	White 2-way up to 8-way adjustable arms ²	
53A	+\$205	Polished 2-way up to 8-way adjustable arms	




Note 2: #35A & #52A are only available on a #W frame only.

4u

Mid backs with enhanced comfort (EC) seats #782, #787, #772, #783, #788 & #773 . GSA SIN# 33721





4a. Armrest

Part #	Price	Description	
20S	+\$0	Standard fixed black armrest ³	
20R	+\$57	4D black rotating armrest (back/forth, rotate left/right) ³	
6	+\$0	Preferred fixed black armrest ⁴	


Note 3: #20S & #20R are available with arms #51A, #52A & #53A.
 Note 4: #6 is available with arm #39A.

4b. Optional Arm Width Adjustment

Part #	Price	Description	
	+\$0	Standard no arm width adjustment	
19AB	+\$45	Arm width adjustment bracket (in/out) ⁵	




Note 5: The options are available with arms #51A, #52A & #53A.

5. Base

Part #	Price	Description	
18BB	+\$0	Standard on black frames, black nylon low-profile 5-star swivel base	
18WB	+\$0	Standard on white frames, white nylon low-profile 5-star swivel base ⁶	
18PB	+\$156	Polished aluminum low-profile 5-star swivel base	

Note 6: #18WB is available on a #W frame only.

5a. Casters or Glides



Part #	Price	Description	
16HP	+\$0	Standard black carpet casters for low-profile bases	
16SCG	+\$39	Grey-black all floor casters for low-profile bases	
16GL	+\$39	Black all floor glides for low-profile bases	

5b. Optional Safety Brake

Part #	Price	Description
SL1	+\$39	Reverse-locking, weight-activated, safety brake feature ⁷

Note 7: #SL1 is available on casters #16HP & #16SCG.

6. Optional Adjustable Lumbar

Part #	Price	Description	
LS4B	+\$89	Black adjustable lumbar support ⁸	
LS4W	+\$89	White adjustable lumbar support ⁸	

Note 8: #LS4B is optional on a #B frame only. #LS4W is optional on a #W frame only. Both are only available on mesh & groove backs. Upholstered backs have an integrated internal adjustable lumbar included at no upcharge.

7. Model #782 & #783: Mesh Color

Part #	Price	Description
01U	+\$0	Standard black
02U	+\$0	Stardust
03U	+\$0	Graphite
11U	+\$187	Black copper mesh
13U	+\$187	Natural copper striped mesh

4u



Mid backs with enhanced comfort (EC) seats #782, #787, #772, #783, #788 & #773 . GSA SIN# 33721



8. Model #787 & #788: Groove Color

Part #	Price	Description
01UG	+\$0	Standard black
02UG	+\$0	Dark grey
03UG	+\$0	Light grey

9. Model #772 & #773: Upholstery

Part #	Price	Description
	+\$0	Standard single (1) textile 
U2	+\$0	Two-tone (2 textiles): • 1 textile on seat • 1 textile on back 

10. Packaging

Part #	Price	Description
9FA	+\$0	Ships 95% assembled
FA	+\$98	Ships fully assembled in the box
BW	CALL US	Ships blanket wrapped w/ minimum order quantity 150 - Call 1-800-433-6614 for pricing

11. Textile

Part #	Price	Description
GR A	+\$0	Grade A fabric, vinyl or leather
GR B	+\$19	Grade B fabric, vinyl or leather
GR 1	+\$57	Grade 1 fabric, vinyl or leather
COM	+\$57	Customer's Own Fabric or Vinyl
GR 2	+\$81	Grade 2 fabric, vinyl or leather
GR 3	+\$123	Grade 3 fabric, vinyl or leather
COL	+\$123	Customer's Own Leather
GR 4	+\$163	Grade 4 fabric, vinyl or leather
GR 5	+\$211	Grade 5 fabric, vinyl or leather
GR 6	+\$265	Grade 6 fabric, vinyl or leather
GR 7	+\$323	Grade 7 fabric, vinyl or leather
GR 8	+\$384	Grade 8 fabric, vinyl or leather

4u

Mid backs with enhanced comfort (EC) seats #782, #787, #772, #783, #788 & #773 . GSA SIN# 33721



Build Model String

1 2 3 4 4A 4B 5 5A 5B 6 7 8 9 10 11

Example:

782-B-67C-SS-FT-39A6-18BB-16HP-SL1-13U-9FA-GR A (ORGIN JET)



Quoting is easiest with Via's online quote software that renders & prices your model in real time. Scan the QR code or visit <https://viaseating.com/spec-it/#/4u>

4u

Mid backs with slim line (SL) seats #780, #785 & #770
GSA SIN# 33721








1. Starting Model

Part #	Price	Description
780	+\$844	Mesh back, medium SL seat
785	+\$899	Groove back, medium SL seat
770	+\$1009	Upholstered back, medium SL seat








2. Frame Color

Part #	Price	Description
B	+\$0	Standard black
W	+\$75	White

3. Control Mechanism




Part #	Price	Description	
74C	+\$0	Standard auto adjust body balance	
74C-12SS	+\$126	Standard auto adjust body balance & seat depth	
67C	+\$4	Quick adjust advanced synchro	
67C-SS	+\$130	Quick adjust advanced synchro & seat depth	
67C-SS-FT	+\$186	Quick adjust advanced synchro, seat depth & forward tilt	
35C-11DR	+\$299	Tall stool with a height adjustable foot ring (7.5" travel)	
35C-11XDR	+\$299	Extra-tall stool with a height adjustable foot ring (10.25" travel)	

4. Optional Arm

Part #	Price	Description	
0A	+\$0	Standard armless	
39A	+\$150	Black rollback arm	
33A	+\$172	Black 6-way adjustable arms	
35A	+\$241	White 6-way adjustable arms ¹	
51A	+\$121	Black 2-way up to 8-way adjustable arms	
52A	+\$158	White 2-way up to 8-way adjustable arms ¹	
53A	+\$205	Polished 2-way up to 8-way adjustable arms	

Note 1: These arms are available on a #W frame only.

4a. Armrest

Part #	Price	Description	
20S	+\$0	Standard fixed black armrest ²	
20R	+\$57	4D black rotating armrest (back/forth, rotate left/right) ²	
6	+\$0	Preferred fixed black armrest ³	



Note 2: #20S & #20R are available with arms #51A, #52A & #53A.

Note 3: #6 is available with arm #39A.

4u




Mid backs with slim line (SL) seats #780, #785 & #770
GSA SIN# 33721

4b. Optional Arm Width Adjustment

Part #	Price	Description	
	+\$0	Standard no arm width adjustment	
19AB	+\$45	Arm width adjustment bracket (in/out) ⁴	



Note 4: The options are available with arms #51A, #52A & #53A.

5. Base

Part #	Price	Description	
18BB	+\$0	Standard on black frames, black nylon low-profile 5-star swivel base	
18WB	+\$0	Standard on white frames, white nylon low-profile 5-star swivel base ⁵	
18PB	+\$156	Polished aluminum low-profile 5-star swivel base	

Note 5: This base is available on a #W frame only.

5a. Casters or Glides

Part #	Price	Description	
16HP	+\$0	Standard black carpet casters for low-profile bases	
16SCG	+\$39	Grey-black all floor casters for low-profile bases	
16GL	+\$39	Black all floor glides for low-profile bases	

5b. Optional Safety Brake

Part #	Price	Description
SL1	+\$39	Reverse-locking, weight-activated, safety brake feature ⁶

Note 6: #SL1 is available on casters #16HP & #16SCG.

6. Optional Adjustable Lumbar

Part #	Price	Description	
LS4B	+\$89	Black adjustable lumbar support ⁷	
LS4W	+\$89	White adjustable lumbar support ⁷	

Note 7: #LS4B is optional on a #B frame only. #LS4W is optional on a #W frame only. Both are only available on mesh & groove backs. Upholstered backs have an integrated internal adjustable lumbar included at no upcharge.



7. Model #780: Mesh Color

Part #	Price	Description
01U	+\$0	Standard black
02U	+\$0	Stardust
03U	+\$0	Graphite
11U	+\$187	Black copper mesh
13U	+\$187	Natural copper striped mesh

8. Model #785: Groove Color

Part #	Price	Description
01UG	+\$0	Standard black
02UG	+\$0	Dark grey
03UG	+\$0	Light grey

9. Model #770: Upholstery Layout

Part #	Price	Description	
	+\$0	Standard single (1) textile	
U2	+\$0	Two-tone (2 textiles): • 1 textile on seat • 1 textile on back	

4u

Mid backs with slim line (SL) seats #780, #785 & #770
GSA SIN# 33721

10. Packaging

Part #	Price	Description
9FA	+\$0	Ships 95% assembled
FA	+\$98	Ships fully assembled in the box
BW	CALL US	Ships blanket wrapped w/ minimum order quantity 150 - Call 1-800-433-6614 for pricing

11. Textile

Part #	Price	Description
GR A	+\$0	Grade A fabric, vinyl or leather
GR B	+\$19	Grade B fabric, vinyl or leather
GR 1	+\$57	Grade 1 fabric, vinyl or leather
COM	+\$57	Customer's Own Fabric or Vinyl
GR 2	+\$81	Grade 2 fabric, vinyl or leather
GR 3	+\$123	Grade 3 fabric, vinyl or leather
COL	+\$123	Customer's Own Leather
GR 4	+\$163	Grade 4 fabric, vinyl or leather
GR 5	+\$211	Grade 5 fabric, vinyl or leather
GR 6	+\$265	Grade 6 fabric, vinyl or leather
GR 7	+\$323	Grade 7 fabric, vinyl or leather
GR 8	+\$384	Grade 8 fabric, vinyl or leather

Build Model String

1 2 3 4 4A 4B 5 5A 5B 6 7 8 9 10 11

Example:

780-B-67C-33A-18BB-16HP-SL1-01U-9FA-GR A (ORIGIN JET)



Quoting is easiest with Via's online quote software that renders & prices your model in real time. Scan the QR code or visit <https://viaseating.com/spec-it/#/4u>

4u

All enhanced comfort seat key specification details
#772, #773, #782, #783 #787 & #788



Key Details

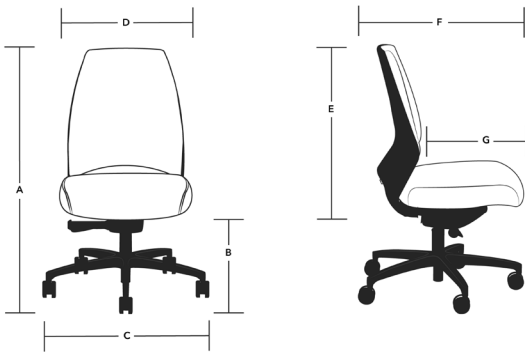


Quick Ship / 48-Hour Manufacturing
15 mesh & groove/10 upholstered chairs made in 48 hours with stocked textiles. See viaseating.com/quick-ship/



Warranty
12 year warranty, 5 for mesh & groove. See viaseating.com/warranty/

Specifications



SEAT SIZE & MODEL #:	MEDIUM COMFORT #772, #782, #787				LARGE COMFORT #773, #783, #788				MEDIUM COMFORT #772, #782, #787	
	74C		67C		74C		67C		35C	
CONTROL:	/	12SS	/	SS	/	12SS	/	SS	11DR	11XDR
SEAT DEPTH:	/	12SS	/	SS	/	12SS	/	SS	11DR	11XDR
Dimensions										
A(-) - Min Height	36.5"	36.5"	37.0"	37.0"	38.5"	38.5"	38.5"	38.5"	42.5"	44.0"
A(+)- Max Height	41.5"	41.5"	41.5"	41.5"	43.0"	43.0"	43.0"	43.0"	50.0"	54.0"
B(-) - Min Seat to Floor	16.5"	17.5"	16.5"	17.0"	17.5"	19.0"	18.0"	18.5"	22.0"	23.5"
B(+)- Max Seat to Floor	21.0"	22.0"	21.0"	21.5"	22.0"	23.5"	22.5"	23.0"	29.5"	33.0"
C - Max Width	26.5"	26.5"	26.5"	26.5"	26.5"	26.5"	26.5"	26.5"	26.5"	26.5"
D - Seat Width	20.5"	20.5"	20.5"	20.5"	22.0"	22.0"	22.0"	22.0"	20.5"	20.5"
E - Backrest Height	22.5"	22.0"	22.5"	22.0"	22.5"	22.0"	22.5"	22.0"	22.5"	22.5"
F(-) - Min Total Depth	/	22.5"	/	22.5"	/	23.0"	/	23.0"	/	/
F(+)- Max Total Depth	22.5"	25.0"	22.5"	25.0"	23.0"	23.0"	24.5"	23.0"	22.5"	22.5"
G(-) - Min Seat Depth	/	17.0"	/	16.5"	/	17.0"	/	17.0"	/	/
G(+)- Max Seat Depth	19.5"	19.5"	16.5"	19.0"	17.0"	19.5"	17.0"	19.0"	19.5"	19.5"
Weights										
Weight Capacity	400 lb	400 lb	400 lb	400 lb	400 lb	400 lb	400 lb	400 lb	300 lb	300 lb
Product Weight	29.5 lb	34.5 lb	29.0 lb	35.0 lb	30.5 lb	35.5 lb	30.0 lb	36.0 lb	30.5 lb	31.5 lb

4u

COM/COL & key arm specification details
#772, #773, #782, #783 #787 & #788



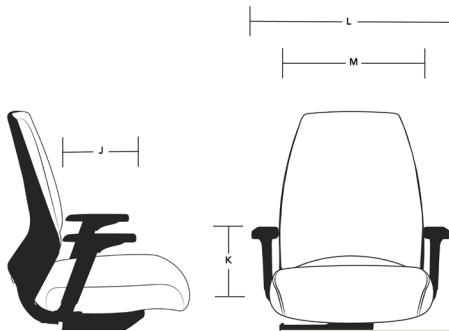
COM/COL

BACK STYLE:	MESH & GROOVE		UPHOLSTERED BACK	
	MEDIUM #782 & #787	LARGE #783 & #788	MEDIUM #722	LARGE #733
SEAT:				
Textiles				
Full chair COM	/	/	1.05 yd	1.75 yd
Full chair COL	/	/	12.0 sq ft	12.0 sq ft
Seat COM	0.81 yd	0.78 yd	0.8 yd	0.78 yd
Seat COL	8.4 sq ft	9.0 sq ft	8.4 sq ft	9.0 sq ft
Back COM	/	/	0.77 yd	0.77 yd
Back COL	/	/	6.5 sq ft	6.5 sq ft



Need Support? COM/COL amounts are listed for a single product. We are happy to supply yardage requirement quotes for multiple (any more than 1) chair orders, as material cost savings may be realized. Please call 1-800-433-6614 or contact your CAS support at West (CSWest@viaseating.com), South (CSSouth@viaseating.com), North (CSNorth@viaseating.com) or Canada (cscanada@viaseating.com).

Specifications: Arms



SEAT SIZE:	MEDIUM COMFORT #772, #782, #787							LARGE COMFORT #773, #783, #788												
	ARM:		38A		39A		46A		51A, 52A, 53A		33A, 35A		38A		39A		46A		51A, 52A, 53A	
WIDTH BRACKET:	/	/	19AB	/	/	/	19AB	/	/	19AB	/	/	19AB	/	/	19AB	/	/	19AB	/
Dimensions																				
J - Armrest Length	9.0"	9.5"	9.5"	9.5"	9.0"	10.0"	10.0"	9.0"	9.5"	9.5"	9.5"	9.0"	10.0"	10.0"						
K(-) - Min Armrest Height	8.0"	7.5"	7.5"	7.5"	/	8.5"	8.5"	7.5"	7.0"	7.0"	7.0"	/	8.0"	8.0"						
K(+) - Max Armrest Height	11.5"	10.0"	10.0"	10.0"	8.5"	12.0"	12.0"	11.0"	9.5"	9.5"	9.5"	8.0"	12.0"	12.0"						
L(-) - Min Armrest Width	/	/	26.5"	/	/	/	28.0"	/	/	27.0"	/	/	/	28.5"						
L(+) - Max Armrest Width	28.0"	26.5"	30.5"	26.0"	28.0"	28.0"	32.0"	28.5"	27.0"	31.0"	26.5"	28.5"	28.5"	32.5"						
M(-) - Min Width Between Armrests	/	/	21.0"	/	/	/	21.0"	/	/	21.0"	/	/	/	21.0"						
M(+) - Max Width Between Armrests	21.0"	21.0"	25.0"	20.5"	21.0"	21.0"	25.0"	21.0"	21.0"	25.0"	20.5"	21.0"	21.0"	25.0"						
Weights																				
Product Weight	+4.0 lb	+2.5 lb	+6.5 lb	+6.5 lb	+8.5 lb	+2.5 lb	+6.5 lb	+4.0 lb	+2.5 lb	+6.5 lb	+6.5 lb	+8.5 lb	+2.5 lb	+6.5 lb						

4u

All slim line seat key specification details
#770, #780 & #785

Key Details

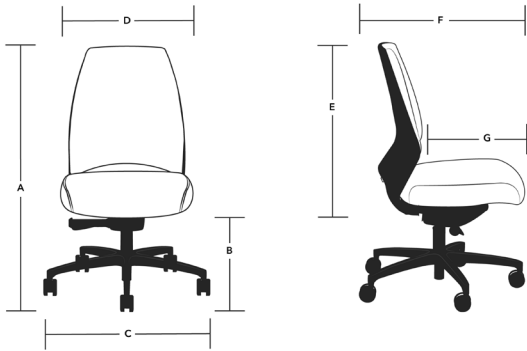


Quick Ship / 48-Hour Manufacturing
15 mesh & groove/10 upholstered chairs made in 48 hours with stocked textiles.
See viaseating.com/quick-ship/



Warranty
12 year warranty, 5 for mesh & groove.
See viaseating.com/warranty/

Specifications



CONTROL:	74C	74C-12SS	67C	67C-SS	35C-11DR	35C-11XDR
Dimensions						
A(-) - Min Height	37.0"	37.0"	37.5"	37.5"	42.5"	44.5"
A(+) - Max Height	42.0"	42.0"	42.0"	42.0"	50.5"	54.0"
B(-) - Min Seat to Floor	16.5"	17.5"	16.5"	17.0"	22.0"	23.5"
B(+) - Max Seat to Floor	21.0"	22.0"	21.0"	21.5"	29.5"	33.0"
C - Max Width	26.5"	26.5"	26.5"	26.5"	26.5"	26.5"
D - Seat Width	19.5"	19.5"	19.5"	19.5"	19.5"	19.5"
E - Backrest Height	22.5"	22.0"	22.5"	22.0"	22.5"	22.5"
F(-) - Min Total Depth	/	22.5"	/	22.5"	/	/
F(+) - Max Total Depth	22.5"	25.0"	22.5"	25.0"	22.5"	22.5"
G(-) - Min Seat Depth	/	17.0"	/	16.5"	/	/
G(+) - Max Seat Depth	19.0"	19.0"	19.0"	19.0"	19.0"	19.0"
Weights						
Weight Capacity	300 lb	300 lb	300 lb	300 lb	300 lb	300 lb
Product Weight	30.5 lb	35.5 lb	30.0 lb	36.0 lb	31.5 lb	32.5 lb

4u

COM/COL & key arm specification details
#770, #780 & #785

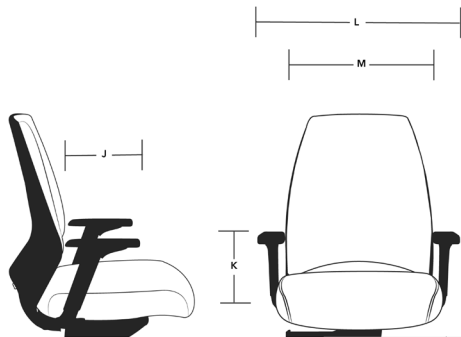
COM/COL

BACK STYLE:	GROOVE & MESH #780 & #785	UPHOLSTERED #770
Textiles		
Full chair COM	/	1.6 yd
Full chair COL	/	12.0 sq ft
Seat COM	0.75 yd	0.75 yd
Seat COL	6.0 sq ft	6.0 sq ft
Back COM	/	0.77 yd
Back COL	/	6.5 sq ft



Need Support? COM/COL amounts are listed for a single product. We are happy to supply yardage requirement quotes for multiple (any more than 1) chair orders, as material cost savings may be realized. Please call 1-800-433-6614 or contact your CAS support at West (CSWest@viaseating.com), South (CSSouth@viaseating.com), North (CSNorth@viaseating.com) or Canada (cscanada@viaseating.com).

Specifications: Arms



	ARM: 33A, 35A	38A	39A	46A	51A, 52A, 53A	
WIDTH BRACKET:	/	/	19AB	/	/	19AB
Dimensions						
J - Armrest Length	9.0"	9.5"	9.5"	9.5"	9.0"	10.0"
K(-) - Min Armrest Height	7.5"	7.0"	7.0"	7.0"	/	8.0"
K(+)- Max Armrest Height	11.0"	9.5"	9.5"	9.5"	8.0"	12.0"
L(-) - Min Armrest Width	/	/	27.0"	/	/	28.5"
L(+)- Max Armrest Width	28.5"	27.0"	31.0"	26.5"	28.5"	32.5"
M(-) - Min Width Between Armrests	/	/	21.0"	/	/	21.0"
M(+)- Max Width Between Armrests	21.0"	21.0"	25.0"	20.5"	21.0"	25.0"
Weights						
Product Weight	+4.0 lb	+2.5 lb	+6.5 lb	+6.5 lb	+8.5 lb	+2.5 lb