

# High-Profile Wood Base Chair Assembly

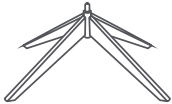
For bases #4OAK & #4WAL. Chairs ship 95% assembled. No tools are required for the final assembly.

Your carton will contain:

**A** Chair Assembly

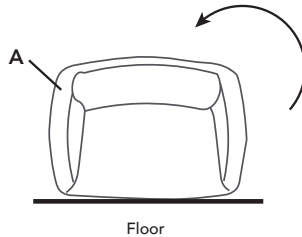


**B** 4-Leg Wood Base



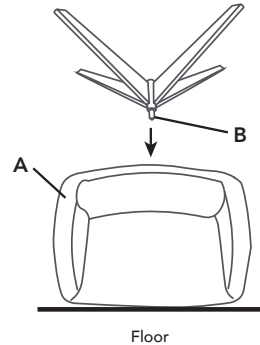
## 1 - Unpack your chair

Remove all components from the carton and remove all wrapping. Carefully place the chair assembly (**A**) in an upside down position on the floor.



## 2 - Attach the base to the chair

Place the small diameter end of the 4-leg wood base control (**B**) into the hole in the center of the mechanism located on the bottom of the chair assembly (**A**).



## 3 - Sit in your chair

Carefully return the chair to an upright position. Sit firmly in your chair several times to fully engage the chair assembly onto the 4-leg wood base.

