

# Rise

design by Daniel Laval

Ergonomic task chairs & stools,  
conference, management



## Features

- Chair, Tall Stool, Extra-Tall Stool & Sit-to-Stand Chair with telescoping gas lift
- Control Mechanisms: single position back lock conference control & body balance synchro with seat depth
- Via Seating's comfort foam: a proprietary blend of high-density, injection-molded, closed-cell, cold-cured comfort foam
- Design for the Environment (DfE): Screened to the ANSI/BIFMA e3-2019 Annex B- List of Chemicals of Concern & CA Prop 65 List
- Sustainability: BIFMA LEVEL 2 certified & CLEAN AIR GOLD certified/certified low emitting
- Specify On: Spec It, CET\*, GSA (contract #GS-28F-005CA), Project Matrix\*, 2020 ("CAP/GIZA")\* & KITS Collaborator\*

\* Pending latest 06/11/24 updates.

## Statement of Line



Chair #224



Tall & extra-tall  
Stools #224S



Sit-to-stand with  
telescoping gas lift  
#224S



# Rise

Chairs, stools & sit-to-stand #224 & #224S  
GSA SIN# 33721










## 1. Starting Model

Part #	Price	Description
<b>CHAIRS:</b>		
224	<b>+\$494</b>	Mid back, extra comfort seat
<b>STOOLS:</b>		
224S	<b>+\$785</b>	Stool

## 2. Frame Color

Part #	Price	Description
CB	<b>+\$0</b>	Standard charcoal black
CG	<b>+\$40</b>	Cloud grey

## 3. Control Mechanism

Part #	Price	Description
<b>CHAIRS:</b>		
45C	<b>+\$0</b>	Standard tilt with single position back lock 
55C	<b>+\$102</b>	Body balance synchro with seat depth 
<b>STOOLS:</b>		
45CS-11DRB	<b>+\$0</b>	Tilt with a black footing for tall stools (7.5" travel) 
45CS-11DRC	<b>+\$0</b>	Tilt with a chrome footing for tall stools (7.5" travel) 
45CS-11XDRB	<b>+\$0</b>	Tilt with a black footing for extra-tall stools (10.25" travel) 
45CS-11XDRC	<b>+\$0</b>	Tilt with a chrome footing for extra-tall stools (10.25" travel) 
45CS-11TDRB	<b>+\$119</b>	Tilt with single position back lock for sit-to-stand with telescoping gas lift & a black footing (7.25" travel) 

## 4. Optional Arm

Part #	Price	Description
0A	<b>+\$0</b>	Standard armless 
22ACB	<b>+\$62</b>	Black 6D height adjustable arms <sup>1</sup> 
22ACG	<b>+\$62</b>	Grey 6D height adjustable arms <sup>2</sup> 


Note 1: Arms #22AB are available on #CB frames.

Note 2: Arms #22AG are available on #CG frames.


## 5. Base

Part #	Price	Description
18BB	<b>+\$0</b>	Standard on black frames, black nylon 5-star swivel base 
18CG	<b>+\$0</b>	Standard on grey frames, grey nylon 5-star swivel base 

## 5a. Casters or Glides

Part #	Price	Description
16HP	<b>+\$0</b>	Standard black carpet casters 

## 6. Lumbar Support

Part #	Price	Description
RLM	<b>+\$0</b>	Charcoal black lumbar support insert, always included 

# Rise

Chairs, stools & sit-to-stand #224 & #224S  
GSA SIN# 33721



## 7. Accent Bar Color

Part #	Price	Description
01AS	+\$0	Standard black
02AS	+\$0	Light grey
04AS	+\$0	Vibrant blue
03AS	+\$0	Red

## 8. Mesh Color

Part #	Price	Description
01RS	+\$0	Standard charcoal black
02RS	+\$0	Light grey
04RS	+\$0	Vibrant blue
03RS	+\$0	Red

## 9. Packaging

Part #	Price	Description
<b>CHAIRS:</b>		
KD	+\$0	Knocked down - assembly required
9FA	+\$80	Ships 95% assembled
FA	+\$178	Ships fully assembled in the box
<b>STOOLS:</b>		
9FA	+\$0	Ships 95% assembled
FA	+\$98	Ships fully assembled in the box

## 10. Textile

Part #	Price	Description
GR A	+\$0	Grade A fabric, vinyl or leather
GR B	+\$28	Grade B fabric, vinyl or leather
GR 1	+\$56	Grade 1 fabric, vinyl or leather
COM	+\$56	Customer's Own Fabric or Vinyl
GR 2	+\$83	Grade 2 fabric, vinyl or leather
GR 3	+\$117	Grade 3 fabric, vinyl or leather
COL	+\$117	Customer's Own Leather
GR 4	+\$158	Grade 4 fabric, vinyl or leather
GR 5	+\$201	Grade 5 fabric, vinyl or leather
GR 6	+\$246	Grade 6 fabric, vinyl or leather
GR 7	+\$297	Grade 7 fabric, vinyl or leather
GR 8	+\$352	Grade 8 fabric, vinyl or leather

### Build Model String

\_ \_ - \_ - \_ - \_ - \_ - \_ - \_ - \_ -  
 1 2 3 4 5 5A 6 7 8 9 10

Example:

224-CB-45C-21AB-22CB-14HP-RLM-01AS-01RS-KD-GR A (ORIGIN JET)



Quoting is easiest with Via's online quote software that renders & prices your model in real time. Scan the QR code or visit <https://viaseating.com/spec-it/#/rise>

# Rise

All key specification details: #224 & #224S



## Key Details



### Quick Ship / 48-Hour Manufacturing

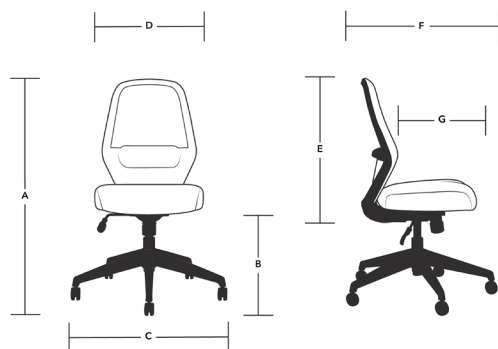
20 chairs made in 48 hours with stocked textiles. See [viaseating.com/quick-ship/](https://viaseating.com/quick-ship/)



### Warranty

12 year warranty, 5 years for mesh. See [viaseating.com/warranty/](https://viaseating.com/warranty/)

## Specifications: Chairs, Stools & Sit-to-Stand



	SEAT: CONTOURED SEAT #224				
	CONTROL: 45C				55C
STOOL HEIGHT?:	/	11DR	11XDR	11TDR	/
<b>Dimensions</b>					
A(-) - Min Height	37.0"	43.5"	46.0"	38.5"	39.0"
A(+) - Max Height	41.0"	51.0"	56.0"	46.0"	43.0"
B(-) - Min Seat to Floor	16.5"	22.5"	25.0"	17.5"	17.5"
B(+) - Max Seat to Floor	20.5"	30.0"	35.0"	25.0"	22.0"
C - Max Width	26.5"	26.5"	26.5"	26.5"	26.5"
D - Seat Width	19.5"	19.5"	19.5"	19.5"	19.5"
E - Backrest Height	22.5"	22.5"	22.5"	22.5"	22.0"
F - Max Depth	26.5"	26.5"	26.5"	26.5"	26.5"
G(-) - Min Seat Depth	/	/	/	/	16.5"
G(+) - Max Seat Depth	17.5"	17.5"	17.5"	17.5"	18.5"
<b>Weights</b>					
Weight Capacity	300 lb	300 lb	300 lb	300 lb	300 lb
Product Weight	28.5 lb	35.5 lb	36.5 lb	35.5 lb	29.5 lb

# Rise

All key specification details: COM/COL & arms



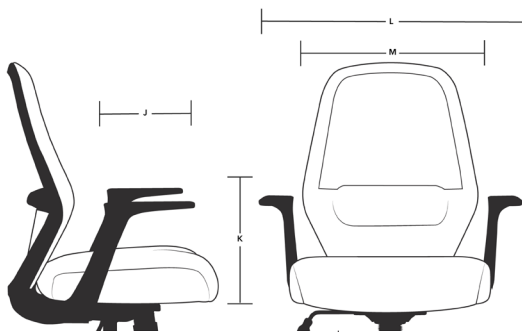
## COM/COL

<b>MODEL:</b>	<b>224</b>
<b>Textiles<sup>1</sup></b>	
Seat COM (fabric / vinyl)	0.75 yd
Seat COL	5.6 sq ft



**Need Support?** COM/COL amounts are listed for a single product. We are happy to supply yardage requirement quotes for multiple (any more than 1) chair orders, as material cost savings may be realized. Please call 1-800-433-6614 or contact your CAS support at West (CSWest@viaseating.com), South (CSSouth@viaseating.com), North (CSNorth@viaseating.com) or Canada (cscanada@viaseating.com).

## Specifications: Arms



**ARM: 22A**

<b>Dimensions</b>	
J - Armrest Length	10.0"
K(-) - Min Armrest Height	8.5"
K(+) - Max Armrest Height	11.5"
L(-) - Min Armrest Width	23.5"
L(+) - Max Armrest Width	29.0"
M(-) - Min Width Between Armrests	15.5"
M(+) - Max Width Between Armrests	21.0"
<b>Weights</b>	
Product Weight	+4.0 lb

