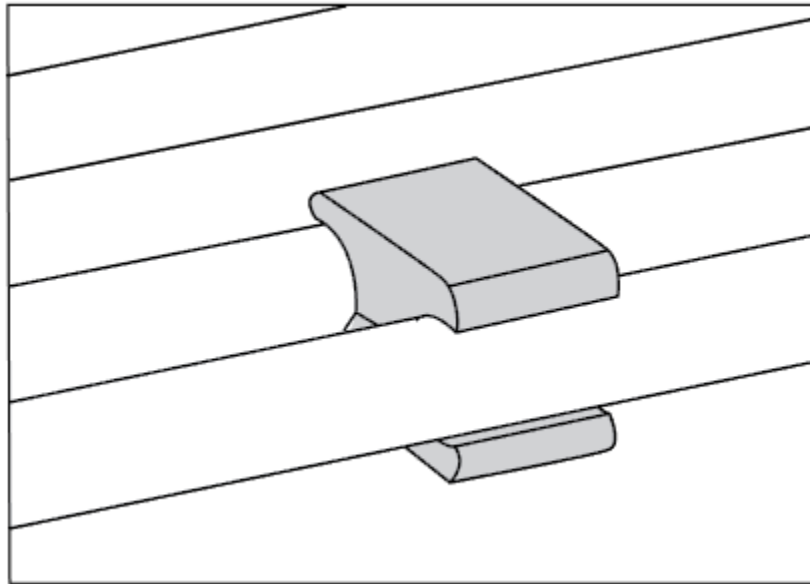
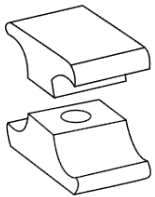


SIERRA

UT15-Skate Guard Assembly Instructions



INCLUDED



2x

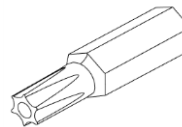
Skate Guard
Block



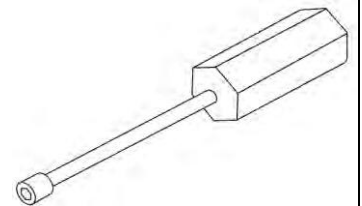
2x

Torx
Screw

TOOLS REQUIRED



1x
T40 Torx Bit
(NOT INCLUDED)



1x
Driver
(NOT INCLUDED)

Instructions:

1. Position Skate Guard Block in desired location and tighten to bench with included screw.

