



Oslo

executive, management,
conference, execu-task

featured image: 7103-10CH-17A-18PB-16SCG-GR 8 (VIA LEATHERS BLACK 293)

features

Breadth of Line: available as high or mid backs.

Stitching: captivating saddle stitch lines in traditional tuxedo styles.

Arms: choices include ergonomic 8D adjustable arms or executive “C” shape fixed arms in black polyurethane or upholstery.

Control Mechanisms: controls include latest quick adjust advanced synchro (no endless turning of the handle to adjust your backrest to your level of comfort) with choice of an optional 2.5” seat depth adjustment & an optional +3° forward tilt adjustment.

Backs: adjustable ratchet back is standard.

Bases: five-star swivel bases available in black nylon, polished aluminum and brushed aluminum.

Via Seating’s comfort foam: a proprietary blend of high-density, injection-molded, closed-cell, cold-cured foam so durable and lasting it is backed by Via Seating’s 12 year warranty.



design by Studio V & Ed Abadie (aba design)

Via Seating’s quintessential execu-task series Linate & Oslo were designed in a collaboration between Studio V and Ed Abadie (ABA Design). These chairs feature Via Seating’s comfort foam, an automobile-inspired, lasting steel framework and hand-manufactured fine stitch work.

| |
|---|
| QUICK SHIP MANUFACTURING TIME |
| 10 chairs/48 hours. |
| HIGHEST WEIGHT CAPACITY |
| 400 lb. |
| WARRANTY |
| 12 years. |
| GSA (CONTRACT #: GS-28F-005CA) |
| Yes, SIN# 33721. |
| SPEC THIS SERIES ON |
|     |
| SUSTAINABILITY CERTS & INITIATIVES |
|      |

Oslo “big & tall”

LOWEST PRICED MODEL: \$1,555



GSA SIN #: 33721 Office Furniture | MANUFACTURED IN U.S.A

QUICK SHIP SCHEDULES

Code is listed in the starting model. Deviations from this are listed where they occur.

| CODE | # MADE | DETAILS |
|------|--------|-------------------------------------|
| 10 | 10/48 | 10 Chairs manufactured in 48 hours. |
| 2 | 2/48 | 2 Chairs manufactured in 48 hours. |
| ☎ | CALL | FOR LEAD TIME: 1-800-433-6614 |

1. CHOOSE YOUR STARTING LIST BASE MODEL.

| | | |
|---------------------|---|---|
| BACK TYPE | Mid back. | High back. |
| PART # | 10 7101 | 10 7103 |
| STARTING LIST PRICE | \$1,555 | \$2,969 |
| IMAGE |  |  |
| STARTING MODEL # | 7101-12C-0A-18BB-16HP-GR A | 7103-12C-0A-18BB-16HP-GR A |
| COM COL CHAIR | 2.3 yd 32 sq ft | 2.5 yd 39.5 sq ft |

2. CHOOSE YOUR CONTROL MECHANISM.

DO YOU WANT A HIGH BACK WITH A SYNCHRO CONTROL?

| USE ON | PART# | PRICE | DETAILS | GASLIFT | MAX WEIGHT |
|------------|-------|--------|---|-------------------|------------|
| High back. | -9CH | +\$0 | Synchro control with heavy-duty spring tension. | G3A: 4.8" travel. | 400 lb. |
| | -10CH | +\$111 | Synchro control with heavy-duty spring tension and a seat depth adjustment. | G3A: 4.8" travel. | 400 lb. |

DO YOU WANT A MID BACK WITH A KNEE TILT CONTROL?

2a. ADD A CONFERENCE HANDLE?

| USE ON | PART# | PRICE | DETAILS | GASLIFT | MAX WEIGHT | PART # | PRICE | DETAILS |
|-----------|-------|--------|---|-------------------|------------|--------|-------|---|
| Mid back. | -12C | +\$0 | Single position knee tilt control. | G3A: 4.8" travel. | 275 lb. | -1CRC | +\$0 | Shortened conference adjustment handle. |
| | -13C | +\$111 | Single position knee tilt control with a seat depth adjustment. | G3A: 4.8" travel. | 275 lb. | | | |

DO YOU WANT A MID BACK WITH A SYNCHRO CONTROL?

2a. ADD ERGONOMIC ENHANCEMENT(S)? CHOOSE 1.

| USE ON | PART# | PRICE | DETAILS | GASLIFT | MAX WEIGHT | PART # | PRICE | DETAILS |
|-----------|-------|--------|--|-------------------|------------|--------|--------|---|
| Mid back. | -67C | +\$111 | Quick adjust advanced synchro control featuring single rotation adjustments. | G3A: 4.8" travel. | 350 lb. | -SS | +\$112 | Slide the seat +2.5" forward. |
| | | | | | | -SS-FT | +\$162 | Slide the seat +2.5" forward & +3° of a forward tilt. |

3. CHOOSE YOUR ARM TYPE.







DO YOU WANT AN ARMLESS CHAIR?

| PART# | PRICE | IMAGE | DETAILS |
|-------|-------|---|------------------------------|
| -0A | +\$0 |  | Armless chairs are standard. |

DO YOU WANT TO ADD AN ADJUSTABLE ARM?

3a. CHOOSE YOUR ARMREST.





3b. DO YOU WANT TO ADD ADJUSTABLE WIDTH?

| PART# | PRICE | IMAGE | DETAILS | PART # | PRICE | IMAGE | DETAILS | PART# | PRICE | DETAILS |
|-------|--------|---|---|--------|-------|---|-------------------------|-------|-------|--|
| -51A | +\$108 |  | Black polyurethane arm with optional 8-way adjustments. | 20S | +\$0 |  | Standard fixed armrest. | -19AB | +\$41 | Brackets can adjust the width between arms by 2" per side. |
| | | | | 20R | +\$51 |  | 4D rotating armrest. | | | |
| -53A | +\$183 |  | Polished aluminum arm with optional 8-way adjustments. | 20S | +\$0 |  | Standard fixed armrest. | | | |
| | | | | 20R | +\$51 |  | 4D rotating armrest. | | | |

FIXED ARM OPTIONS ON THE FOLLOWING PAGE. →

DO YOU WANT TO ADD A FIXED ARM?

3a. ADD UPHOLSTERY ON SELECT ARMS.

| PART# | PRICE | IMAGE | DETAILS | TEXTILE GRADE PRICE | ARM COM COL |
|---|--------|---|---|---|-------------------------|
| 2 -12A | +\$572 |  | Fully upholstered wing arm with a wood interior. | +\$ your textile grade price from step 5. | add 1.15 yd 9.4 sq ft |
| 2 -17A | +\$458 |  | Fully upholstered traditional arm with a wood interior. | +\$ your textile grade price from step 5. | add 1 yd 11.44 sq ft |
| -80A | +\$262 |  | Black polyurethane executive "C" shape arm. | n/a | n/a |
| 2 -90A | +\$361 |  | Fully upholstered executive "C" shape arm with a polyurethane interior. | +\$ your textile grade price from step 5. | add 1.25 yd 8 sq ft |
| NOTE Arms -13A & -14A are discontinued. See recommended alternates -80A & -90A. | | | | | |

4. CHOOSE YOUR 5-STAR SWIVEL BASE.

4a. CHOOSE YOUR CASTERS OR GLIDES.

4b. ADD SAFETY-BRAKE CASTERS?

| PART# | PRICE | IMAGE | DETAILS | PART# | PRICE | IMAGE | DETAILS | PART# | PRICE | DETAILS |
|-------|--------|---|--|--------|-------|---|--|-------|-------|--|
| -18BB | +\$0 |  | Standard black nylon 5-star swivel base. | -16HP | +\$0 |  | Standard black carpet casters. | -SL1 | +\$35 | Reverse-locking weight-activated safety feature for casters. |
| -18PB | +\$139 |  | Polished aluminum 5-star swivel base. | -16SCG | +\$35 |  | Two-toned black with grey soft rubber tread all floor casters. | | | |
| -18BA | +\$139 |  | Brushed aluminum 5-star swivel base. | -16GL | +\$35 |  | Black all floor glides. | n/a | n/a | n/a |

5. ADD YOUR TEXTILE GRADE(S).

| PART # | PRICE (DEPENDS ON FABRIC GRADE SELECTED) | | | | | | | | | | DETAILS |
|--------|---|-------|-------|--------|--------|--------|--------|---------|---------|---------|------------------------|
| | A | B | 1/COM | 2 | 3/COL | 4 | 5 | 6 | 7 | 8 | |
| 7101 | +\$0 | +\$20 | +\$39 | +\$123 | +\$216 | +\$307 | +\$408 | +\$548 | +\$848 | +\$1229 | Mid back. |
| 7103 | +\$0 | +\$22 | +\$41 | +\$200 | +\$321 | +\$516 | +\$833 | +\$1056 | +\$1487 | +\$2218 | High back. |
| 12A | +\$0 | +\$18 | +\$42 | +\$65 | +\$97 | +\$138 | +\$180 | +\$223 | +\$274 | +\$323 | Fully upholstered arm. |
| 17A | +\$0 | +\$12 | +\$30 | +\$51 | +\$77 | +\$109 | +\$143 | +\$178 | +\$216 | +\$258 | Fully upholstered arm. |
| 90A | +\$0 | +\$2 | +\$4 | +\$9 | +\$11 | +\$22 | +\$26 | +\$35 | +\$49 | +\$61 | Fully upholstered arm. |
| NOTE | Must include mill, pattern and colorway listed after your grade choice in your model #. For COM/COL see pg. 17. We are happy to supply yardage requirement quotes for large quantity chair orders, as material efficiencies may be realized. Please call 1-800-433-6614 or email your client accounts specialist found here https://viaseating.com/representatives/ for assistance. | | | | | | | | | | |

FIND A QUOTING GUIDE ON THE FOLLOWING PAGE. →

BUILD YOUR MODEL

| STEP # | INSTRUCTIONS | PART # | LIST PRICE |
|----------------------------------|--|--------|------------|
| 1 | STARTING LIST BASE MODEL. | | |
| 2 | CONTROL MECHANISM. | | |
| 2a | 11C: OPTIONAL CONFERENCE HANDLE. | | |
| 2b | 67C: OPTIONAL ERGONOMIC ENHANCEMENT. | | |
| 3 | ARM. | | |
| 3a | ARMREST. | | |
| 3b | 51A & 53A: OPTIONAL ARM WIDTH ADJUSTMENT. | | |
| 3a | 12A, 14A, 17A & 90A: OPTIONAL ARM UPHOLSTERY. | | |
| 4 | BASE. | | |
| 4a | CASTER OR GLIDES. | | |
| 4b | 16HP & 16SCG: OPTIONAL SAFETY BRAKE FOR CASTERS. | | |
| UPHOLSTERY LAYOUT: | | | |
| 5 | SINGLE TEXTILE STANDARD: ADD GRADE, THEN ADD: | | |
| | - (MILL PATTERN COLORWAY) | | |
| PACKAGING: | | | |
| 6 | STANDARD SHIPPING: CHAIRS SHIP FULLY ASSEMBLED. | | |
| | CHAIRS SHIP FULLY ASSEMBLED OPTION (ADD PART # -FA AND LIST PRICE \$88/CHAIR). | | |
| | BLANKET WRAPPED OPTION: MINIMUM ORDER OF 150, ADD PART # -BW AND CALL FOR LIST PRICING 1-800-433-6614. | | |
| FINAL MODEL NUMBER & TOTAL LIST: | | | |

OR SPEC IT THE EASY WAY

spec it! Design your perfect chair on Spec It!
by Via Seating www.viaseating.com/spec-it



specified model #:

7103-10CH-17A-18PB-16SCG-GR 8
(VIA LEATHERS BLACK 293)

FAQ

1. Can I place a logo on my chair?

Yes, logos can be applied by embroidery on fabric or screen print on vinyl. These logos must be placed at least 2" away from the edges of the seat or back. Extended lead time on chairs with logos is 4-6 weeks. Please see pg. 19.

DIMENSIONS & FINISHES

Dimensions and finishes can be found online. Studio V, Via Seating's engineering design team, continuously updates and works with its partners to update Via Seating products to the latest industry advances and to customer feedback. Dimensions, finishes & resources are made available online to allow for real-time updates with the most current data.

Find Oslo information at viaseating.com/series/oslo-chairs or scan the QR code to the right →



QR CODE