

# Tahoe (.h24) pricing & specification guide



view the collection

## CHAISE LOUNGES

### 1. DO YOU WANT A CHAISE LOUNGE MODEL?

DETAILS	DIMENSIONS & PRODUCT WEIGHT (NOTE: PACKAGING EXCLUDED)	MAX WEIGHT
<p>This model offers 2 options of finishes: an embossed <b>dipped-color look</b> using a polyester powder coat across the seat slats and on the hot-dip galvanized steel loop frame OR a heat transfer film <b>faux-wood look</b> that creates a wood finish with a realistic grain pattern on the surfaces and a polyester powder coat on the hot-dip galvanized steel loop frame.</p>		2500 lb.

#### → DIPPED-COLOR LOOK?

PART #	LIST PRICE	IMAGE
↪ <b>TCH15</b>	<b>\$4,776</b>	

#### 2. CHOOSE YOUR GLOSSY EPOXY POWDER-COAT COLOR.

PART#	-1	-2	-3	-9	-4
PRICE	+\$0	+\$0	+\$0	+\$0	+\$0
IMAGE					
DETAILS	Standard Black. Pantone Black, RAL 9005	Anthracite.	White. Signal White Pantone 705 RAL 9003	Sand. Pantone Warm Grey 5 C, RAL 7032	Red. Pantone 187, RAL 3002

#### → OR FAUX-WOOD LOOK?

PART #	LIST PRICE	IMAGE
↪ <b>TCN15</b>	<b>\$5,276</b>	

#### 2. CHOOSE YOUR GLOSSY FRAME COLOR.

PART#	-2	-3
PRICE	+\$0	+\$0
IMAGE		
DETAILS	Standard Anthracite.	White. Signal White Pantone 705 RAL 9003

#### 2a. CHOOSE YOUR FAUX WOOD.

PART#	-N	-NDO
PRICE	+\$0	+\$0
IMAGE		
DETAILS	Standard Ash Wood.	Dark Oak Wood.

### 3. INCLUDED VELCRO-ATTACHED HEAD PILLOW.

PART#	-P1	-P2	-P3	-P4
PRICE	\$0	\$0	\$0	\$0
IMAGE				
DETAILS	Black.	Grey.	White.	Red.
STANDARD WITH	-1	-2, -NDO	-3, -9, -N	-4





### 4. PACKAGING OPTIONS.

PART #	↪ <b>-AR</b>	PRICE	+\$0
DETAILS	Slats (surfaces) & legs arrive packaged separately. Some assembly required. See online for simple assembly instructions (see QR code to right). See page 90 for calculating freight costs for your full order & installation recommendations on page 91.		

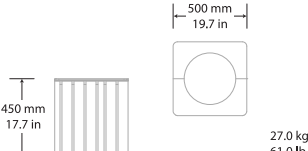


assembly instructions

LEAD TIME			
Code is listed in the starting model. Deviations from this are listed where they occur.			
CODE	DETAILS	CODE	DETAILS
	14 weeks, shipped from Italy.		FOR LEAD TIME: 1-800-433-6614

PLANTERS

1. DO YOU WANT A PLANTER MODEL?

DETAILS	DIMENSIONS & PRODUCT WEIGHT (NOTE: PACKAGING EXCLUDED)	MAX WEIGHT
This model offers 2 options of finishes: an embossed <b>dipped-color look</b> using a polyester powder coat across the side slats and on the hot-dip galvanized steel top OR a heat transfer film <b>faux-wood look</b> that creates a wood finish with a realistic grain pattern on the side slats and a polyester powder coat on the hot-dip galvanized steel top.		2500 lb.






→ DIPPED-COLOR LOOK?

PART #	LIST PRICE	IMAGE
 <b>TGC15</b>	<b>\$1,911</b>	



→ OR FAUX-WOOD LOOK?

PART #	LIST PRICE	IMAGE
 <b>TGN15</b>	<b>\$2,365</b>	



2. CHOOSE YOUR GLOSSY EPOXY POWDER-COAT COLOR.

PART#	-1	-2	-3	-9	-4
PRICE	<b>+\$0</b>	<b>+\$0</b>	<b>+\$0</b>	<b>+\$0</b>	<b>+\$0</b>
IMAGE					
DETAILS	Standard Black. Pantone Black, RAL 9005	Anthracite.	White. Signal White Pantone 705 RAL 9003	Sand. Pantone Warm Grey 5 C, RAL 7032	Red. Pantone 187, RAL 3002


2. CHOOSE YOUR GLOSSY FRAME COLOR.

PART#	-2	-3
PRICE	<b>+\$0</b>	<b>+\$0</b>
IMAGE		
DETAILS	Standard Anthracite.	White. Signal White Pantone 705 RAL 9003

2a. CHOOSE YOUR FAUX WOOD.

PART#	-N	-NDO
PRICE	<b>+\$0</b>	<b>+\$0</b>
IMAGE		
DETAILS	Standard Ash Wood.	Dark Oak Wood.

3. PACKAGING OPTIONS.

PART #	 <b>-FA</b>	PRICE	<b>+\$0</b>
DETAILS	Models arrive fully assembled. See page 90 for calculating freight costs for your full order & installation recommendations on page 91.		


BENCHES

1. DO YOU WANT A FLAT BACKLESS BENCH MODEL?

DETAILS


This model offers 2 options of finishes: an embossed **dipped-color look** using a polyester powder coat across the surface slats and on the hot-dip galvanized steel loop legs OR a heat transfer film **faux-wood look** that creates a wood finish with a realistic grain pattern on the surface slats and a polyester powder coat on the hot-dip galvanized steel loop legs.

DIMENSIONS & PRODUCT WEIGHT (NOTE: PACKAGING EXCLUDED)




MAX WEIGHT  
2500 lb.






➤ DIPPED-COLOR LOOK?

PART #	LIST PRICE	IMAGE
↪ <b>TFC15</b>	<b>\$2,411</b>	



➤ OR FAUX-WOOD LOOK?

PART #	LIST PRICE	IMAGE
↪ <b>TFN15</b>	<b>\$2,692</b>	



2. CHOOSE YOUR GLOSSY EPOXY POWDER-COAT COLOR.

PART#	-1	-2	-3	-9	-4
PRICE	<b>+\$0</b>	<b>+\$0</b>	<b>+\$0</b>	<b>+\$0</b>	<b>+\$0</b>
IMAGE					
DETAILS	Standard Black. Pantone Black, RAL 9005	Anthracite.	White. Signal White Pantone 705 RAL 9003	Sand. Pantone Warm Grey 5 C, RAL 7032	Red. Pantone 187, RAL 3002

2. CHOOSE YOUR GLOSSY FRAME COLOR.

PART#	-2	-3
PRICE	<b>+\$0</b>	<b>+\$0</b>
IMAGE		
DETAILS	Standard Anthracite.	White. Signal White Pantone 705 RAL 9003


2a. CHOOSE YOUR FAUX WOOD.

PART#	-N	-NDO
PRICE	<b>+\$0</b>	<b>+\$0</b>
IMAGE		
DETAILS	Standard Ash Wood.	Dark Oak Wood.

3. PACKAGING OPTIONS.

PART #	↪ <b>-AR</b>	PRICE	<b>+\$0</b>
DETAILS	Slats (surfaces) & legs arrive packaged seperately. Some assembly required. See online for simple assembly instructions (see QR code to right). See page 90 for calculating freight costs for your full order & installation recommendations on page 91.		

assembly instructions

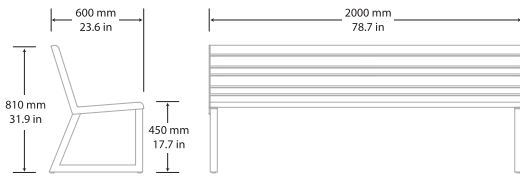


1. DO YOU WANT A BENCH WITH A BACKREST MODEL?

DETAILS


This model offers 2 options of finishes: an embossed **dipped-color look** using a polyester powder coat across the surface slats and on the hot-dip galvanized steel loop legs OR a heat transfer film **faux-wood look** that creates a wood finish with a realistic grain pattern on the surface slats and a polyester powder coat on the hot-dip galvanized steel loop legs.

DIMENSIONS & PRODUCT WEIGHT (NOTE: PACKAGING EXCLUDED)




MAX WEIGHT  
2500 lb.



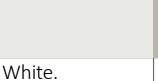


➤ DIPPED-COLOR LOOK?

PART #	LIST PRICE	IMAGE
↪ <b>TBC20</b>	<b>\$3,248</b>	



➤ OR FAUX-WOOD LOOK?

PART #	LIST PRICE	IMAGE
↪ <b>TBN20</b>	<b>\$3,897</b>	



2. CHOOSE YOUR GLOSSY EPOXY POWDER-COAT COLOR.

PART#	-1	-2	-3	-9	-4
PRICE	<b>+\$0</b>	<b>+\$0</b>	<b>+\$0</b>	<b>+\$0</b>	<b>+\$0</b>
IMAGE					
DETAILS	Standard Black. Pantone Black, RAL 9005	Anthracite.	White. Signal White Pantone 705 RAL 9003	Sand. Pantone Warm Grey 5 C, RAL 7032	Red. Pantone 187, RAL 3002

2. CHOOSE YOUR GLOSSY FRAME COLOR.

PART#	-2	-3
PRICE	<b>+\$0</b>	<b>+\$0</b>
IMAGE		
DETAILS	Standard Anthracite.	White. Signal White Pantone 705 RAL 9003


2a. CHOOSE YOUR FAUX WOOD.

PART#	-N	-NDO
PRICE	<b>+\$0</b>	<b>+\$0</b>
IMAGE		
DETAILS	Standard Ash Wood.	Dark Oak Wood.

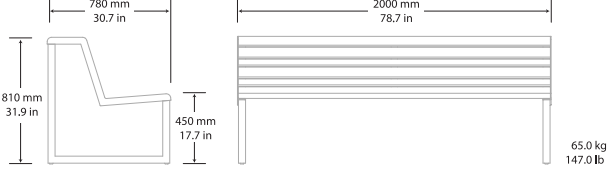
3. PACKAGING OPTIONS.

PART #	↪ <b>-AR</b>	PRICE	<b>+\$0</b>
DETAILS	Slats (surfaces) & legs arrive packaged seperately. Some assembly required. See online for simple assembly instructions (see QR code to right). See page 90 for calculating freight costs for your full order & installation recommendations on page 91.		


assembly instructions



1. DO YOU WANT A DOUBLE SEAT BENCH WITH A BACKREST MODEL?

DETAILS	DIMENSIONS & PRODUCT WEIGHT (NOTE: PACKAGING EXCLUDED)	MAX WEIGHT
This model offers 2 options of finishes: an embossed <b>dipped-color look</b> using a polyester powder coat across the surface slats and on the hot-dip galvanized steel loop legs OR a heat transfer film <b>faux-wood look</b> that creates a wood finish with a realistic grain pattern on the surface slats and a polyester powder coat on the hot-dip galvanized steel loop legs.		2500 lb.






➔ DIPPED-COLOR LOOK?

PART #	LIST PRICE	IMAGE
➔ <b>TBC15</b>	<b>\$3,991</b>	



➔ OR FAUX-WOOD LOOK?

PART #	LIST PRICE	IMAGE
➔ <b>TBN15</b>	<b>\$4,825</b>	



2. CHOOSE YOUR GLOSSY EPOXY POWDER-COAT COLOR.

PART#	-1	-2	-3	-9	-4
PRICE	+\$0	+\$0	+\$0	+\$0	+\$0
IMAGE					
DETAILS	Standard Black. Pantone Black, RAL 9005	Anthracite.	White. Signal White Pantone 705 RAL 9003	Sand. Pantone Warm Grey 5 C, RAL 7032	Red. Pantone 187, RAL 3002

2. CHOOSE YOUR GLOSSY FRAME COLOR.

PART#	-2	-3
PRICE	+\$0	+\$0
IMAGE		
DETAILS	Standard Anthracite.	White. Signal White Pantone 705 RAL 9003

2a. CHOOSE YOUR FAUX WOOD.

PART#	-N	-NDO
PRICE	+\$0	+\$0
IMAGE		
DETAILS	Standard Ash Wood.	Dark Oak Wood.

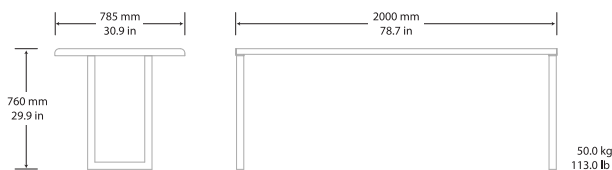











3. PACKAGING OPTIONS.

PART #	➔ -AR	PRICE	+\$0
DETAILS	Slats (surfaces) & legs arrive packaged seperately. Some assembly required. See online for simple assembly instructions (see QR code to right). See page 90 for calculating freight costs for your full order & installation recommendations on page 91.		




TABLES


1. DO YOU WANT A TABLE MODEL?

DETAILS			DIMENSIONS & PRODUCT WEIGHT (NOTE: PACKAGING EXCLUDED)						MAX WEIGHT
<p>This model offers 2 options of finishes: an embossed <b>dipped-color look</b> using a polyester powder coat across the surface slats and on the hot-dip galvanized steel loop legs OR a heat transfer film <b>faux-wood look</b> that creates a wood finish with a realistic grain pattern on the surface slats and a polyester powder coat on the hot-dip galvanized steel loop legs.</p>									2500 lb.
<b>→ DIPPED-COLOR LOOK?</b>									
PART #	LIST PRICE	IMAGE							
↪ <b>TTC25</b>	<b>\$3,387</b>								
<b>2. CHOOSE YOUR GLOSSY EPOXY POWDER-COAT COLOR.</b>									
PART#	-1	-2	-3	-9	-4				
PRICE	<b>+\$0</b>	<b>+\$0</b>	<b>+\$0</b>	<b>+\$0</b>	<b>+\$0</b>				
IMAGE									
DETAILS	Standard Black. Pantone Black, RAL 9005	Anthracite.	White. Signal White Pantone 705 RAL 9003	Sand. Pantone Warm Grey 5 C, RAL 7032	Red. Pantone 187, RAL 3002				
<b>→ OR FAUX-WOOD LOOK?</b>									
PART #	LIST PRICE	IMAGE							
↪ <b>TTN25</b>	<b>\$4,082</b>								
<b>2. CHOOSE YOUR GLOSSY FRAME COLOR.</b>									
PART#	-2	-3							
PRICE	<b>+\$0</b>	<b>+\$0</b>							
IMAGE									
DETAILS	Standard Anthracite.	White. Signal White Pantone 705 RAL 9003							
<b>2a. CHOOSE YOUR FAUX WOOD.</b>									
PART#	-N	-NDO							
PRICE	<b>+\$0</b>	<b>+\$0</b>							
IMAGE									
DETAILS	Standard Ash Wood.	Dark Oak Wood.							




3. DO YOU WANT TO ADD AN UMBRELLA HOLE?

PART#	-H1
PRICE	<b>+\$243</b>
IMAGE	
DETAILS	Umbrella pole hole with a round insert added in the center of the table. 2.2" x 2.2" hole, 2" x 2" diameter with round insert.




4. PACKAGING OPTIONS.

PART #	↪ -AR	PRICE	<b>+\$0</b>
DETAILS	Slats (surfaces) & legs arrive packaged seperately. Some assembly required. See online for simple assembly instructions (See QR code below). See page 90 for calculating freight costs for your full order & installation recommendations on page 91.		
			
	assembly instructions		






1. DO YOU WANT TO CONNECT A BENCH TO THE LEFT OF YOUR TABLE?

PART#	-DLF15	-DL20	-DL15
PRICE	<b>+\$655</b>	<b>+\$716</b>	<b>+\$752</b>
IMAGE			
DETAILS	Linking plates for a flat backless bench to a table.	Linking plates for flat bench with a backrest to a table.	Linking plates for a double seat bench to a table.

AND DO YOU WANT TO CONNECT A BENCH TO THE RIGHT OF YOUR TABLE?

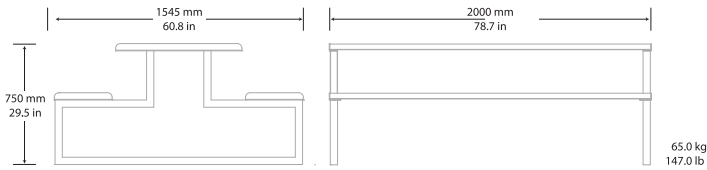
PART#	-DLF15	-DL20	-DL15
PRICE	<b>+\$655</b>	<b>+\$716</b>	<b>+\$752</b>
IMAGE			
DETAILS	Linking plates for a flat backless bench to a table.	Linking plates for flat bench with a backrest to a table.	Linking plates for a double seat bench to a table.

2. CHOOSE YOUR GLOSSY EPOXY POWDER-COAT COLOR.

PART#	-1	-2	-3	-9	-4
PRICE	<b>+\$0</b>	<b>+\$0</b>	<b>+\$0</b>	<b>+\$0</b>	<b>+\$0</b>
IMAGE					
DETAILS	Standard Black. Pantone Black, RAL 9005	Anthracite.	White. Signal White Pantone 705 RAL 9003	Sand. Pantone Warm Grey 5 C, RAL 7032	Red. Pantone 187, RAL 3002



1. DO YOU WANT A PICNIC TABLE MODEL?

DETAILS	DIMENSIONS & PRODUCT WEIGHT (NOTE: PACKAGING EXCLUDED)	MAX WEIGHT
This model offers 2 options of finishes: an embossed <b>dipped-color look</b> using a polyester powder coat across the surface slats and on the hot-dip galvanized steel loop legs OR a heat transfer film <b>faux-wood look</b> that creates a wood finish with a realistic grain pattern on the surface slats and a polyester powder coat on the hot-dip galvanized steel loop legs.		2500 lb.






→ DIPPED-COLOR LOOK?

PART #	LIST PRICE	IMAGE
→ <b>TPC15</b>	<b>\$6,004</b>	



→ OR FAUX-WOOD LOOK?

PART #	LIST PRICE	IMAGE
→ <b>TPN15</b>	<b>\$7,277</b>	



2. CHOOSE YOUR GLOSSY EPOXY POWDER-COAT COLOR.

PART#	-1	-2	-3	-9	-4
PRICE	+\$0	+\$0	+\$0	+\$0	+\$0
IMAGE					
DETAILS	Standard Black. Pantone Black, RAL 9005	Anthracite.	White. Signal White Pantone 705 RAL 9003	Sand. Pantone Warm Grey 5 C, RAL 7032	Red. Pantone 187, RAL 3002


2. CHOOSE YOUR GLOSSY FRAME COLOR.

PART#	-2	-3
PRICE	+\$0	+\$0
IMAGE		
DETAILS	Standard Anthracite.	White. Signal White Pantone 705 RAL 9003

2a. CHOOSE YOUR FAUX WOOD.

PART#	-N	-NDO
PRICE	+\$0	+\$0
IMAGE		
DETAILS	Standard Ash Wood.	Dark Oak Wood.

3. DO YOU WANT TO ADD AN UMBRELLA HOLE?

PART#	-H1
PRICE	+\$243
IMAGE	
DETAILS	Umbrella pole hole with a round insert added in the center of the table. 2.2" x 2.2" hole, 2" x 2" diameter with round insert.


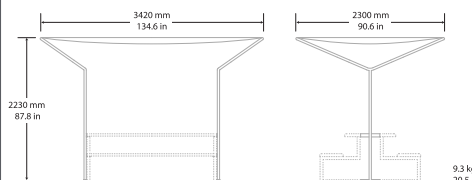
4. PACKAGING OPTIONS.

PART #	→ -AR	PRICE	+\$0
DETAILS	Slats (surfaces) & legs arrive packaged separately. Some assembly required. See online for simple assembly instructions. See page 90 for calculating freight costs for your full order & installation recommendations on page 91.		





assembly instructions



1. SELECT YOUR SUN SHADE MODEL.

PART #	LIST PRICE	IMAGE	DETAILS	DIMENSIONS & PRODUCT WEIGHT (NOTE: PACKAGING EXCLUDED)
→ <b>DSS1</b>	<b>+\$2996</b>		Sun shade with a sturdy, linear metal structure & a minimal design, supporting a large rectangular shade. The shade can be attached to all the tables in the Tahoe collection using unique brackets. The highly technological fabric is incombustible and can block 98% of harmful UV rays.	

2. CHOOSE YOUR FRAME COLOR.

PART#	-2	-3
PRICE	+\$0	+\$0
IMAGE		
DETAILS	Standard Anthracite.	White.

3. CHOOSE YOUR SHADE COLOR.

PART#	-DC1	-DC2
PRICE	+\$0	+\$0
IMAGE		
DETAILS	Standard Sandy white.	Grey.

4. PACKAGING OPTIONS.

PART #	→ -AR	PRICE	+\$0
DETAILS	Slats (surfaces) & legs arrive packaged separately. Some assembly required. See online for simple assembly instructions (see QR code to right). See page 90 for calculating freight costs for your full order & installation recommendations on page 91.		

assembly instructions



LITTER BINS

1. DO YOU WANT A LARGE LITTER BIN WITHOUT A LID?

DETAILS

This model offers 2 options of finishes: an embossed **dipped-color look** using a polyester powder coat across the side slats and on the hot-dip galvanized steel top OR a heat transfer film **faux-wood look** that creates a wood finish with a realistic grain pattern on the side slats and a polyester powder coat on the hot-dip galvanized steel top.

DIMENSIONS & PRODUCT WEIGHT (NOTE: PACKAGING EXCLUDED)

790 mm  
31.1 in


488 mm  
19.2 in

40.0 kg  
90.0 lb


GALLON CAPACITY

17 gallons/bin.






➔ DIPPED-COLOR LOOK?

PART #	LIST PRICE	IMAGE
➔ <b>TLC15</b>	<b>\$3,366</b>	



➔ OR FAUX-WOOD LOOK?

PART #	LIST PRICE	IMAGE
➔ <b>TLN15</b>	<b>\$3,820</b>	



2. CHOOSE YOUR GLOSSY EPOXY POWDER-COAT COLOR.

PART#	-1	-2	-3	-9	-4
PRICE	<b>+\$0</b>	<b>+\$0</b>	<b>+\$0</b>	<b>+\$0</b>	<b>+\$0</b>
IMAGE					
DETAILS	Standard Black. Pantone Black, RAL 9005	Anthracite.	White. Signal White Pantone 705 RAL 9003	Sand. Pantone Warm Grey 5 C, RAL 7032	Red. Pantone 187, RAL 3002

2. CHOOSE YOUR GLOSSY FRAME COLOR.

PART#	-2	-3
PRICE	<b>+\$0</b>	<b>+\$0</b>
IMAGE		
DETAILS	Standard Anthracite.	White. Signal White Pantone 705 RAL 9003

2a. CHOOSE YOUR FAUX WOOD.

PART#	-N	-NDO
PRICE	<b>+\$0</b>	<b>+\$0</b>
IMAGE		
DETAILS	Standard Ash Wood.	Dark Oak Wood.

3. PACKAGING OPTIONS.

PART #	➔ -FA	PRICE	<b>+\$0</b>
DETAILS	Models arrive fully assembled. See page 90 for calculating freight costs for your full order & installation recommendations on page 91.		

1. DO YOU WANT A LARGE LITTER BIN WITH A LIFTED LID?

DETAILS

This model offers 2 options of finishes: an embossed **dipped-color look** using a polyester powder coat across the side slats and on the hot-dip galvanized steel top OR a heat transfer film **faux-wood look** that creates a wood finish with a realistic grain pattern on the side slats and a polyester powder coat on the hot-dip galvanized steel top.

DIMENSIONS & PRODUCT WEIGHT (NOTE: PACKAGING EXCLUDED)

954 mm  
37.5 in


488 mm  
19.2 in

42.5 kg  
97.7 lb


GALLON CAPACITY

17 gallons/bin.






➔ DIPPED-COLOR LOOK?

PART #	LIST PRICE	IMAGE
➔ <b>TLC20</b>	<b>\$3,608</b>	



➔ OR FAUX-WOOD LOOK?

PART #	LIST PRICE	IMAGE
➔ <b>TLN20</b>	<b>\$4,063</b>	



2. CHOOSE YOUR GLOSSY EPOXY POWDER-COAT COLOR.

PART#	-1	-2	-3	-9	-4
PRICE	<b>+\$0</b>	<b>+\$0</b>	<b>+\$0</b>	<b>+\$0</b>	<b>+\$0</b>
IMAGE					
DETAILS	Standard Black. Pantone Black, RAL 9005	Anthracite.	White. Signal White Pantone 705 RAL 9003	Sand. Pantone Warm Grey 5 C, RAL 7032	Red. Pantone 187, RAL 3002

2. CHOOSE YOUR GLOSSY FRAME COLOR.

PART#	-2	-3
PRICE	<b>+\$0</b>	<b>+\$0</b>
IMAGE		
DETAILS	Standard Anthracite.	White. Signal White Pantone 705 RAL 9003

2a. CHOOSE YOUR FAUX WOOD.







PART#	-N	-NDO
PRICE	<b>+\$0</b>	<b>+\$0</b>
IMAGE		
DETAILS	Standard Ash Wood.	Dark Oak Wood.

3. PACKAGING OPTIONS.







PART #	➔ -FA	PRICE	<b>+\$0</b>
DETAILS	Models arrive fully assembled. See page 90 for calculating freight costs for your full order & installation recommendations on page 91.		

### 3. DO YOU WANT LID LABELS?

#### → LID LABEL.

PART#		-DL01	-DL02	-DL03	-DL04	-DL05
PRICE		+\$86	+\$86	+\$86	+\$86	+\$86
IMAGE						
DETAILS	Stainless steel lid label.	"Plastic" lid.	"Waste" lid.	"Aluminum" lid.	"Paper" lid.	"Organic Matter" lid.

#### → LID LABEL AND AN ASHTRAY.

PART#		-DLA1	-DLA2	-DLA3	-DLA4	-DLA5
PRICE		+\$200	+\$200	+\$200	+\$200	+\$200
IMAGE						
DETAILS	Stainless steel ashtray & lid label.	"Plastic" lid & ash tray.	"Waste" lid & ash tray.	"Aluminum" lid & ash tray.	"Paper" lid & ash tray.	"Organic Matter" lid & ash tray.

### BUILD YOUR TAHOE MODEL

STEP #	INSTRUCTIONS	PART #	LIST PRICE
1	STARTING LIST BASE MODEL.		
2	MODEL & FRAME COLOR.		
2a	FAUX-WOOD MODELS: FAUX-WOOD FINISH.		
3	MODELS TCH15 & TCN15: CHAISE LOUNGE PILLOW COLOR.		
3	TABLE MODELS: OPTIONAL UMBRELLA HOLE INSERT.		
3	MODELS DSS1: SUN SHADE COLOR.		
3	MODELS TLC20 & TLN20: OPTIONAL LITTER BIN LID LABEL.		
3+	PACKAGING OPTIONS & CALCULATE FREIGHT COST.		



featured model #: TPC15-2-N-AR  
DSS1-2-DC1-AR

FINAL MODEL NUMBER & TOTAL LIST:

### OR SPEC IT THE EASY WAY

**spec it!**  
by Via Seating

Design, quote & view your chair easily using our online configuration tool: [viaseating.com/spec-it/sierra](http://viaseating.com/spec-it/sierra).



spec it quote builder

### OTHER SPECIFICATION TOOLS



### SUSTAINABILITY





# freight costs

order quantity	1	2	3	4	5	6	7	8	9	10
cost/unit	\$1,386.00	\$693.00	\$462.00	\$346.50	\$312.00	\$288.83	\$280.57	\$245.50	\$218.22	\$213.70
total cost	<b>\$1,386</b>	<b>\$1,386</b>	<b>\$1,386</b>	<b>\$1,386</b>	<b>\$1,560</b>	<b>\$1,733</b>	<b>\$1,964</b>	<b>\$1,964</b>	<b>\$1,964</b>	<b>\$2,137</b>

## FREIGHT CALCULATION

- Freight costs are shown in **NET** pricing for most locations throughout the U.S. See cost/unit and total cost of freight by order quantity.
- Freight costs are calculated on Cortina, Sierra, Moon Table & Tahoe orders.
- Eclipse Wired & Splash Air orders require a minimum order quantity of 10 & do not require additional freight costs to be calculated.
- Eclipse Wired & Splash Air products do not count toward the freight totals on mix outdoor collection orders.

## FREIGHT TERMS

- The dealer is responsible for all storage or holding costs associated with freight delivery. Charges are non-negotiable for any shipping costs outside of Via Seating typical shipping. Including storage or holding costs, re-delivery charges, and change of address after shipment.
- Expedited freight for overnight, second and third day delivery are not available on outdoor products

- For order quantities over 20 or for additional freight related questions, please call 1-800-433-6614.
- For total freight costs of orders to Canada, South America, Mexico, Hawaii or Alaska, please call 1-800-433-6614.

## SHIPPING

Tahoe models ship directly from Italy to the job site. These products are on a 14 week lead time.

## FREIGHT CLAIMS

- All Via Seating products are carefully inspected and securely packed prior to leaving our facility.
- All damage claims should be filed with Via Seating within five (5) days of receiving merchandise. The customer accepts responsibility for damage including concealed damage. Before accepting a shipment from the carrier, check for visible damage. Describe the visible damage on the freight carrier's delivery receipt. If damage is concealed, contact Via Seating without delay, requesting inspection. If this inspection is not obtainable,

describe the damage in writing, giving the date the damaged product was received and file a claim with Via Seating. Include pictures.

- Claims must include a Returns Material Authorization (RMA) form.
- Returns are not accepted without prior consent from Via Seating and must have a Returns Material Authorization number assigned by Via Seating.
- Authorized returns are subject to a minimum 25% restocking charge depending on circumstances.
- Shipping costs for returned merchandise are the responsibility of the customer.

## Warranty Details:

<https://www.viaseating.com/warranty>

## Warranty Claim Form:

<https://viaseating.com/warranty/warranty-claim-form/>

# care & maintenance

## CARE GUIDELINES

ISO standards BS EN ISO 12944-8 set guidelines for corrosion protection of steel. In order to maintain the effectiveness of this feature, it is highly recommended to execute the following procedures during product life-time:

## ORDINARY MAINTENANCE FOR PRODUCTS TREATED WITH HOT-DIP GALVANIZATION:

- Use low pressure cold water, at least 3 times a year.
- Use hot water (122-140° F / 50-60° C) and 3,5-4 bar pressure once a year.

The correct execution of ordinary maintenance determines the best conditions for the durability of the product and maintains the characteristics of protection of the steel intact over time. Omitting or limiting maintenance actions can accelerate product degradation.

# installation guidelines

## **FIXING AND SAFETY**

### **IS MATERIAL FOR THE INSTALLATION SUPPLIED?**

No, any fixing to the ground is the installer's responsibility.

### **STRUCTURAL TESTS**

The seats have passed the structural tests designed for the benches with ground fixing (table 2 of the UNI 11306:2009 standard and table 1 of the EN 12727:2000 standard, 4th level). Tests available upon request.

### **CAN THE BENCHES BE INSTALLED IN ENVIRONMENTS WITH EXTREME HOT OR COLD TEMPERATURES?**

Yes, the products have passed the heat and humidity cycle tests in the 'PTP 45' climatic chamber. You can request the test from Via Inc.

### **BENCHES NOT FIXED TO THE GROUND**

Structural tests have assumed products will be fixed to the ground to ensure safety in all environments. The use of the products without fixing them to a solid ground surface remains at the discretion and responsibility of the client.

### **PRODUCTS REQUIRING ASSEMBLY**

See website or QR code next to each applicable model within this price book for detailed assembly directions on products requiring some assembly.

## **GROUND INSTALLATION**

It is the responsibility of the qualified installer to verify the particularities of the pavement and to choose the most suitable fixing methods. Via Inc. suggests the following procedure as an installation example only and declines any liability in case of damage to the products or to any underground utilities.



1. When you receive the goods and remove the packaging, take care not to damage the finishes.
2. Place the product in the desired position and mark the positions of the holes.
3. Move the element and drill the pavement in the marked positions.
4. We recommend the use of wall plugs for M8 screws in case of installation on a hard surface.
5. In the absence of pavement, we recommend the construction of plinths provided with M8 anchor bolts.
6. Use stainless wall plugs if the bench is installed outdoors.
7. Proceed with tightening the screws.

## **CONNECTION OF SEATS NOT FIXED TO THE PAVEMENT**

For use in non-urban environments, linking plates are available to join the benches without fixing them to the ground. However, this type of installation is only recommended for the following models and versions connected by collection specific brackets:

- Sierra (.015) benches.
- Sierra (.015) round tables to cubes.
- Tahoe (.h24) flat backless benches.
- Tahoe (.h24) benches with backrests.
- Tahoe (.h24) double seat benches.

# warranty

All Via Seating products are manufactured with meticulous attention to detail to be high quality, durable, long-lasting and in accordance with ANSI/BIFMA standards.

Via Seating warrants to the initial purchaser, our products will be free from defects in material and craftsmanship for the extent of the applicable warranty period beginning from the date of the original sale.

Products covered by this warranty that were determined to be a result of a defect in material or craftsmanship will at Via Seating's discretion be repaired or replaced with a comparable product free of charge. Via will cover the labor costs of said repair with pre-approval. Repair or replacement of any defective part is the customer's exclusive remedy for any and all product defects.

The user shall be responsible for all maintenance service, which includes but not limited to: lubricating and cleaning of the product, assembly, adjustment, checking all screws every six months to ensure tightness and performing operation checks. This warranty applies to all Via Seating products manufactured after January 1, 2021 and shipped to the Contiguous US, Alaska, and Hawaii. There are no other warranties, expressed or implied, other than those specifically described here.

## WARRANTY PERIODS

### FIVE-YEAR WARRANTY COVERAGE

Cortina, Eclipse Wired, Moon Tables, Sierra, Splash Air & Tahoe: covered for use within 75 miles of salt water and in full sunlight).

Via Seating reserves the right to make changes in design/construction and to discontinue products without prior notice.

### WARRANTY EXCEPTIONS

(not covered under warranty)

- Normal wear and tear, abuse, misuse neglect, items with alterations, unauthorized repairs, damaged by fire, flood or other acts of God will not be covered.
- Puddling or wrinkling of Non-Stock fabrics, leather or vinyl.
- Graded-In, COM/COL textiles.
- Color-fastness or matching of colors patterns or dye lot, including; minor variations, color matches to swatches used for specification purposes and/or prior purchases.
- Products specified outside of those shown in this price list.
- Products with unauthorized repair or alteration.
- Products not cleaned, used maintained or installed in accordance with Via Seating's applicable guidelines.
- Products exposed to conditions deemed extreme (i.e. environments other than "normal commercial, indoor office" spaces) and damage from sunlight and UV rays.

- Products purchased "as is" or second hand/refurbished products.
- Products sold by unauthorized dealers.
- Variations of leather; dye lots, environment marks, scars, bites, rubs, wrinkles, stretch marks, pattern markings and minor irregularities in color, surface, grain & texture.
- Samples, floor/showroom samples, road samples.
- Damage caused by the carrier in-transit, which will be handled as a separate claim against the carrier.
- Damage caused by staining, sharp objects, and water damage.

## CLAIM PROCESS

In order to process your warranty claim accurately and efficiently please enter your warranty claim through our website at:

### Warranty Details:

<https://www.viaseating.com/warranty>

### Warranty Claim Form:

<https://viaseating.com/warranty/warranty-claim-form/>

# collection details

## TREATMENTS

Tahoe (.h24) collection products undergo hot-dip galvanization, a treatment which consists of immersing the steel articles in a tank of molten zinc. The recommended temperature for the metal is 450° C. The level of the tank is adjusted daily by adding zinc and alloys with quality in compliance with UNI EN ISO 1461 and related standards. The aluminum frame and slats are coated with polyester powder paint. This guarantees excellent resistance to chemical and atmospheric agents. It is, therefore, suitable, above all, for finishing articles intended for outdoor use. The polyester powder paints provide excellent resistance to UV rays, atmospheric and chemical agents with high durability and no peeling. The final curing phase to ensure hardening takes place at high temperatures (around 170°).

## PAINTING ON STEEL & ALUMINUM

In the painting cycle, polyester powders suitable for outdoor use are used.

## CUSTOM COLORS

Yes, with a minimum order quantity, surcharge and at an extended lead time. An exact RAL color and Area Manager approval is required. Please call us at 1-800-433-6614 or contact your client accounts specialist for support.

## ARE THESE PRODUCTS CORROSION RESISTANT?

The products have obtained the corrosion resistance standards UNI EN ISO 9227:2012. The laboratory test, conducted in a neutral salt spray chamber, certifies the strength of the material and surface coatings, simulating their behavior in high-corrosion environments. Naturally, the elements

must not be scratched or vandalized, otherwise the damaged areas will start rusting.

## CAN YOU SIT ON THE BENCHES AFTER PROLONGED EXPOSURE TO THE SUN WITH HIGH TEMPERATURES?

Yes, the staves of the Tahoe (.h24) collection are empty inside and made of aluminum, allowing the heat to be more dissipated.

# customer service & support

Have a question? Need support? We are happy to help! Look below to find your dedicated support and call or email us now. Or explore our online resources here: <https://viaseating.com/customer-service/>



### Western Client Accounts

Western U.S., Mexico, S. America  
775-398-3306  
[CSWest@viaseating.com](mailto:CSWest@viaseating.com)

### Southern Client Accounts

Southern U.S., Canada  
775-398-3328  
[CSSouth@viaseating.com](mailto:CSSouth@viaseating.com)

### Northern Client Accounts

Northern U.S., Canada  
775-398-3327  
[CSNorth@viaseating.com](mailto:CSNorth@viaseating.com)

Order Entry & Details: [oe@viaseating.com](mailto:oe@viaseating.com)

Warranty: <https://viaseating.com/warranty/>

Spec It Support: [specit@viaseating.com](mailto:specit@viaseating.com)

Marketing Support: [support@viaseating.com](mailto:support@viaseating.com)

Via Learning Studio: <https://viaseating.com/via-learning-studio/>

RendezVia Events: <https://viaseating.com/rendezvia/>